

VT KMGIM Growth

FUND FACTS

Fund launch date	1 st November 2019
Fund type	OEIC
Fund manager	KMG Investment Management Limited
Fund size	£179.6m
No of holdings	31
IA sector	IA Mixed Investment 40-85% Shares
Base currency	GBP
Valuation point	12 noon
Accounting dates	Final - 31 May Interim - 30 November

TOP 10 HOLDINGS

	%
HSBC American Index	7.8
iShares Edge MSCI World Quality Factor	7.0
Fidelity European	4.3
Brown Advisory Global Leaders	4.3
Vanguard Global Bond Index	4.1
M&G Japan	4.1
Artemis UK Select	4.1
Schroder Strategic Bond	4.1
Vanguard FTSE UK Equity Income Index	4.0
Sanlam Global Artificial Intelligence	4.0

OBJECTIVE AND INVESTMENT POLICY

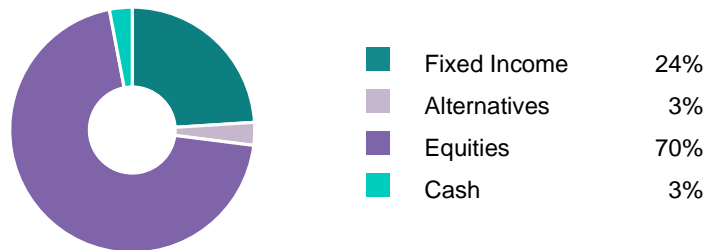
The investment objective of the Fund is to achieve capital growth over the long term (5-7 years) with an emphasis towards higher risk assets such as equities and a lower focus towards lower risk assets such as cash and fixed income.

ABOUT KMG

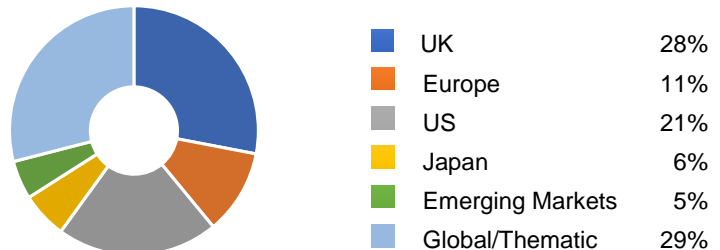
KMG Investment Management Limited was established in 2014 to provide discretionary fund management for clients that do not wish to be involved with the day-to-day running of their portfolios.

As a team we have over 40 years' experience and run more than £400 million of funds for clients for whom we already provide investment planning, fund research and construct portfolios to meet their individual needs.

ASSET ALLOCATION



EQUITY GEOGRAPHIC ALLOCATION



PAST PERFORMANCE



Past performance is not a reliable guide to future performance

PERFORMANCE SUMMARY

As at 31 May 2024	1 MONTH	3 MONTHS	6 MONTHS	1 YEAR	3 YEARS	SINCE INCEPTION DATE 1 NOV 2019
A Accumulation	0.1%	2.0%	7.1%	8.0%	6.5%	22.9%

Past performance is not a reliable guide to future performance.

VT KMGIM Growth

SHARE CLASS DETAILS


SHARE CLASS	ISIN	SEDOL	ENTRY CHARGE	ONGOING CHARGES	SHARE PRICE 31 May 2024
A Accumulation	GB00BKTR1Z32	BKTR1Z3	0%	0.90% *	122.9p
A Income	GB00BKTR1Y25	BKTR1Y2	0%	0.90% *	100.0p

Minimum investment: £1,000 lump sum, and regular saving £50 per month


*The Investment Manager of the fund has undertaken to absorb any costs that would otherwise cause the fund to have ongoing charges in excess of 0.90%.

DEALING

Valu-Trac Administration Services


 01343 880 344


 kmgimfunds@valu-trac.com


 www.valu-trac.com/kmg

FUND MANAGER

Andrew Heath, KMG Investment Management Limited

 01342 840 179

 kmg@kmg.co.uk

 www.kmg.co.uk

DISCLAIMER

WARNING: The information in this Report is presented using all reasonable skill, care and diligence and has been obtained from or is based on third party sources believed to be reliable but is not guaranteed as to its accuracy, completeness or timeliness, nor is it a complete statement or summary of any securities, markets or developments referred to. The information within this Report should not be regarded by recipients as a substitute for the exercise of their own judgement.

The information in this Report has no regard to the specific investment objectives, financial situation or particular needs of any specific recipient and is published solely for informational purposes and is not to be construed as a solicitation or an offer to buy or sell any securities or related financial instruments. In the absence of detailed information about you, your circumstances or your investment portfolio, the information does not in any way constitute investment advice. If you have any doubt about any of the information presented, please consult your stockbroker, accountant, bank manager or other independent financial advisor.

Value of investments can fall as well as rise and you may not get back the amount you have invested. Income from an investment may fluctuate in money terms. If the investment involves exposure to a currency other than that in which acquisitions of the investments are invited, changes in the rates of exchange may cause the value of the investment to go up or down. Past performance is not necessarily a guide to future performance.

Any opinions expressed in this Report are subject to change without notice and KMG Investment Management Limited is not under any obligation to update or keep current the information contained herein. Sources for all tables and graphs herein are Valu-Trac Investment Management Limited unless otherwise indicated. Allocation percentage figures may not add up to 100% due to rounding.

The information provided is "as is" without any express or implied warranty of any kind including warranties of merchantability, non-infringement of intellectual property, or fitness for any purpose. Because some jurisdictions prohibit the exclusion or limitation of liability for consequential or incidental damages, the above limitation may not apply to you.

Users are therefore warned not to rely exclusively on the comments or conclusions within the Report but to carry out their own due diligence before making their own decisions.

Employees of KMG Investment Management Limited, or individuals connected to them, may have or have had interests of long or short positions in, and may at any time make purchases and/or sales as principal or agent in, the relevant securities or related financial instruments discussed in this Report.

© 2024 KMG Investment Management Limited. Authorised and regulated by the Financial Conduct Authority (UK), registration number 610230. This status can be checked with the FCA on 0800 111 6768 or on the FCA website (UK). All rights reserved. No part of this Report may be reproduced or distributed in any manner without the written permission of KMG Investment Management Limited.